



APP No. 360790

## NTools SB KPL

### Set of sheet metal pliers in carrying case

The set includes **6 different types of pliers** and a solid, lockable case that perfectly organizes the tools and protects them during transport.

- 1** Nr APP 360791 - NTools SB W
- 2** Nr APP 360792 - NTools SB JJ
- 3** Nr APP 360793 - NTools SB LL
- 4** Nr APP 360794 - NTools SB J
- 5** Nr APP 360795 - NTools SB L
- 6** Nr APP 360796 - NTools SB T
- 7** Plastic carrying case



**ATTENTION!**

**10% off** when bought as a set carrying case  
made of damage-resistant plastic

**FREE!**

APP No.	Product name	Quantity
360790	NTools SB KPL - Set of sheet metal pliers in carrying case	1

# NTools SB W / JJ / LL / J / L / T

Sheet metal pliers type W / JJ / LL / J / L / T

APP No. 360791 - 360796

The sheet metal pliers are suitable for work in confined spaces, they allow for constant clamping and precise fitting of connected car body elements during sheet metal work.

The pliers have adjustable jaw opening and a locking mechanism for clamping on the principle of a lever with a lock.

The pliers are made of chrome molybdenum alloy steel. The reinforced construction of the working part of the pliers is made of 3 mm thick pressed sheet metal, while the body is made of 2 mm thick sheet metal.


## FEATURES:



6 different types:  
W, J, JJ, L, LL, T.



Clamping mechanism  
with lock.



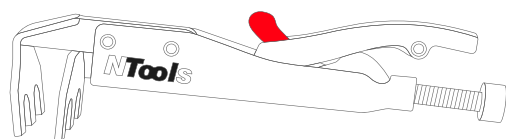
Adjustable working range  
(squeeze).



### Construction:

**NTools**

APP No. 360791

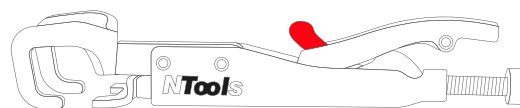


**NTools SB W**

For making opening welds. For use on door openings, side panels, lap joints and folded sheets.

Jaw width	57 mm
Working range adjustment	0 - 17 mm
Total length	205 mm

APP No. 360792

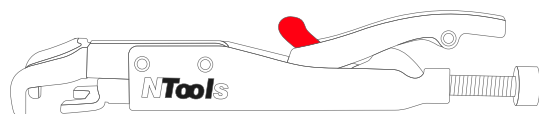


**NTools SB JJ**

For joining parts with turned-up edges.

Jaw width	45 mm
Working range adjustment	0 - 15 mm
Total length	235 mm

APP No. 360793

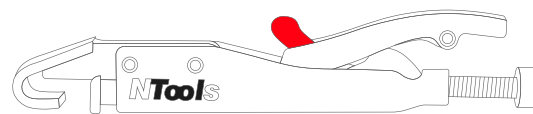


**NTools SB LL**

For joining elements with an edge turned up on one side. When attached to the rim of the door opening, it allows the door to be closed and the elements to fit together. For use on thresholds, wheel arches, side panels and curved sheet metal.

Jaw width	43 mm
Working range adjustment	0 - 20 mm
Total length	215 mm

APP No. 360794

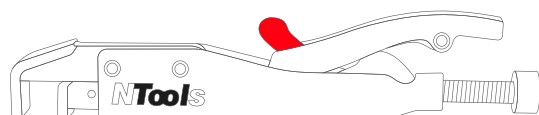


**NTools SB J**

For joining elements with an edge turned up on one side.

Jaw width	17 mm
Working range adjustment	0 - 15 mm
Total length	215 mm

APP No. 360795

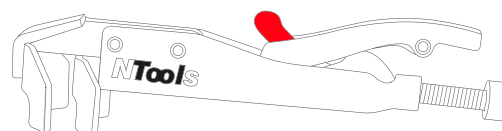


**NTools SB L**

For matching pieces. When attached to the rim of the door opening, it allows the door to be closed and the elements to fit together. For use on doorways, wheel arches and problem areas.

Jaw width	17 mm
Working range adjustment	0 - 20 mm
Total length	200 mm

APP No. 360796



**NTools SB T**

For clamping two pieces of sheet metal of equal thickness at 90 degrees.

Jaw width	48 mm
Working range adjustment	0 - 15 mm
Total length	205 mm



USE		
BODY SHOPS AND SERVICES	WELDING PLANTS	METALWORKING INDUSTRY
		



### ADVANTAGES



#### WIDE RANGE OF USE

thanks to 6 different types: J, JJ, L, LL, T i W, which allow for a precise fit of the elements to be joined.



#### SLIMLINE DESIGN

designed to be used in narrow and hard-to-reach spaces.



#### LEVER MECHANISM WITH LOCK AND CLAMP ADJUSTMENT

for quick and easy clamping and releasing with one hand.



#### SOLID CONSTRUCTION

made of heavy-duty heat-treated steel and durable finish - resistant to weld spatter.

APP No.	Product name	Working range	Jaw width	Total length	Quantity
360791	NTools SB W - Sheet metal pliers type W	0-17 mm	57 mm	205 mm	1 szt.
360792	NTools SB JJ - Sheet metal pliers type JJ	0-15 mm	44 mm	235 mm	1 szt.
360793	NTools SB LL - Sheet metal pliers type LL	0-20 mm	43 mm	215 mm	1 szt.
360794	NTools SB J - Sheet metal pliers type J	0-15 mm	17 mm	215 mm	1 szt.
360795	NTools SB L - Sheet metal pliers type L	0-20 mm	17 mm	200 mm	1 szt.
360796	NTools SB T - Sheet metal pliers type T	0-15 mm	48 mm	205 mm	1 szt.