

SPECIFICATIONS



APP Plasticine – plastic cleaning compound








APP No.: **080802** red

APP No.: **080803** blue

Usage: For the removal of deposits and soiling without surface scratching or damage.

Properties: Allows even the most extreme lacquer impurities to be removed easily and without problems, including: industrial deposits, iron dust molecules, sprayed lacquer dust, mineral deposits, tree resin, tar and insect residues. The product may be applied onto all smooth, lacquered and glass surfaces.

Comments: Do not apply onto rough surfaces made of plastics.
APP Plasticine is ideal when preparing a surface for polishing, before applying French polish,
or before lacquer preservation with wax.
Keep out of the reach of children. Each time after finishing work, put the Plasticine into tightly closed containers to avoid its drying up.

	Directions for use	
	Content	200 g
	Recommended working temperature	5 – 30 °C
	Washing	Thoroughly wash the vehicle and rinse it with water under pressure. Do not dry.
	Friction reduction	Sprinkle the surface with an agent reducing the friction factor (e.g. UNI Cleaner).
	Surface cleaning	Spread the APP Plasticine along the lacquered or glass surface with slight pressure. Perform linear movements alternately forward and backward, until all deposits and impurities are removed from the cleaned surface. Keep the surface wet all the time. Dirt particles should be removed or pressed into the Plasticine.
	Final washing	Once more wash and thoroughly rinse the surface.
	Drying	Thoroughly dry the vehicle using chamois leather.
	Maintenance	Now, the surface is ready for polishing or preserving (e.g. with P10 paste or P15 French polish).

Auto Plast Produkt Sp. z o.o. [Ltd.]
ul. Przemysłowa 10,
62-300 Września, Poland

tel.: + 48 61 437 00 00
fax: + 48 61 437 91 37
app@app.com.pl

