

# SPECIFICATIONS

Prepared on:  
July 18, 2007



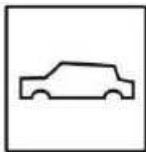
Updated on:  
July 18, 2007

Page 1 of 3

## Product name: MULTI Cleaner

General-purpose cleaning preparation.

<u>Container:</u>	5.0 l; 25 l
<u>Basic components:</u>	amphoteric surface-active agent, sodium hydroxide
<u>pH:</u>	13.5
<u>Colour:</u>	Green
<u>Density:</u>	1.08 g/cm <sup>3</sup>
<u>Smell:</u>	Fruit
<u>Usage:</u>	For cleaning of: car engine, body, chassis, wheel rims, canvas covers, workshop floors, plastic elements, rubber mats, and for the removal of insect residues.



The above information complies with the current knowledge on our products and their possible applications. This guarantees no specific properties or usability in particular conditions. Users should observe guidelines and warnings provided on product labels and specified in material safety data sheets. We hold no responsibility if conditions beyond our control affect the final result of work.

**Auto Plast Produkt Sp. z o.o. [Ltd.] 62-300 Września, ul. Przemysłowa 10, Poland  
tel. + 48(prf)61 437 00 00**

# SPECIFICATIONS

Prepared on:  
July 18, 2007

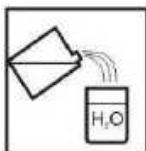


Updated on:  
July 18, 2007

Page 2 of 3

## Product name: UNI Cleaner

### Directions for use:



Apply by spraying, immersion, and washing. Depending on the amount of dirt, dilute the preparation with water in a proportion ranging from 1:3 to 1:100. Never allow the preparation to dry on the cleaned surface. Rinse with plenty of water.

1. Washing of engine, engine compartment and canvas covers - dilute at 1:3 to 1:20.
2. Car body washing - dilute at 1:20 to 1:50.
3. Insect removal - dilute at 1:5 to 1:10.
4. Wheel rim washing - dilute at 1:3 to 1:8.
5. Washing of plastic elements - dilute at 1:10 to 1:20.
6. Workshop floor washing - dilute at 1:20 to 1:50.

### Constraints:

an

Due to its high pH value, test the preparation impact on a hidden surface of


element to be cleaned before applying it. Do not apply in an undiluted form onto aluminium parts and zinc-plated materials. Exposure time for the diluted preparation - max. 1 min. Do not spray hot surfaces. Never allow the preparation to dry on a cleaned surface. Avoid contact of the preparation with the skin and eyes.

with

### Equipment cleaning:

Water.

### Storage:



Store in original, closed containers in a dry and well-ventilated room. Protect against freezing.

### Industrial safety regulations:



For professional use only.

See: information on product labels and/or in Hazardous Material Safety Data Sheet.

Users should observe all industrial safety regulations applicable in their countries.

The above information complies with the current knowledge on our products and their possible applications. This guarantees no specific properties or usability in particular conditions. Users should observe guidelines and warnings provided on product labels and specified in material safety data sheets. We hold no responsibility if conditions beyond our control affect the final result of work.

tel. + 48(prf)61 437 00 00

# SPECIFICATIONS

Prepared on:  
July 18, 2007



Updated on:  
July 18, 2007

Page 3 of 3

**Product name: UNI Cleaner**

Hazards:

See Material Safety Data Sheet



R36/38 Irritating to eyes and skin.  
S2 Keep out of the reach of children.  
S24/25 Avoid contact with skin and eyes.  
S26 In case of contact with eyes, rinse immediately with plenty of water and seek medical advice.  
S37/39 Wear suitable gloves and eye/face protection.

The above information complies with the current knowledge on our products and their possible applications. This guarantees no specific properties or usability in particular conditions. Users should observe guidelines and warnings provided on product labels and specified in material safety data sheets. We hold no responsibility if conditions beyond our control affect the final result of work.

**Auto Plast Produkt Sp. z o.o. [Ltd.] 62-300 Września, ul. Przemysłowa 10, Poland  
tel. + 48(prf)61 437 00 00**